

# Cable coupler MC4 with barrel crimp contacts

Solarline | Connectors for renewable energy

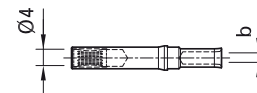
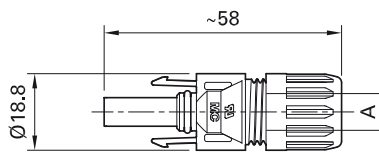


# Female and male cable coupler MC4

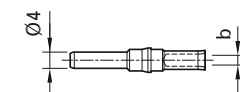
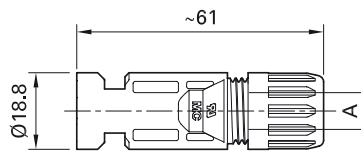
## Female and male cable coupler as individual part with barrel crimp contacts (including insulating part)

- Snap-in lock
- In accordance with NEC 2014, requires a tool to open
- Proven MULTILAM technology with high long-term stability, which ensures consistently low performance loss throughout the entire service life of the plug connector
- Tried and tested plug connectors, over 15 years of experience in the field
- Available for assembly with cross-sections up to 8 AWG
- Also available as ready made leads
- Mating compatibility with the entire MC4 family of connectors
- Leads made to customer's specifications available upon request

### PV-KBT4...



### PV-KST4...



Female cable coupler		Male cable coupler		Ø range of cable gland <sup>1)</sup>		Conductor cross section		Approvals		
Order No.	Type	Order No.	Type	A (mm)	mm <sup>2</sup>	AWG	b (mm)	TÜV	UL	SP
32.0094-UR	PV-KBT4/5I-UR	32.0095-UR	PV-KST4/5I-UR	4.83-6.2	-	14; 12; 10	3		x	
32.0792-UR	PV-KBT4/5X-UR	32.0793-UR	PV-KST4/5X-UR	6.2-7.0	-	14; 12; 10	3		x	
32.0096-UR	PV-KBT4/5II-UR	32.0097-UR	PV-KST4/5II-UR	7.0-8.60	-	14; 12; 10	3		x	
32.0080-UR	PV-KBT4/8II-UR	32.0081-UR	PV-KST4/8II-UR	6.05-8.56	-	8	4.4		x	x

### Accessories

32.0716	PV-BVK4	Sealing cap, suitable for socket side
32.0717	PV-SVK4	Sealing cap, suitable for plug side
32.6024	PV-MS	Open-end spanner set (consisting of 2 open-end spanners), plastics To tighten and unscrew the cable gland and to open the locking device of the connection.



### Assembly Instructions MA231

[www.staubli.com/electrical](http://www.staubli.com/electrical)

<sup>1)</sup> For more detailed information concerning the suitable cable gland range, please consult MA231

Technical data	
Connector system	Ø 4 mm
Rated voltage	1500 V DC (UL) 1000 V DC (CSA)
Rated current UL	30 A (14 AWG)    30 A (12 AWG) 30 A (10 AWG)    50 A (8 AWG)
Ambient temperature range	-40 °C...+75 °C (UL)
Degree of protection, mated unmated	IP65, IP68 (1 h/1 m) IP2X
Overvoltage category/Pollution degree	CATIII/3
Contact resistance of plug connectors	≤0.25 mΩ
Safety class	1500 V DC: 0
Contact system	MULTILAM
Type of termination	Crimp (barrel crimp)
Contact material	Copper, tin plated
Insulation material	PC/PA
Locking system (UL)	Locking type, requiring tool
Flame class	UL94-V0
Ammonia resistance (acc. to DLG)	1500 h, 70 °C/70 % RH, 750 ppm
Salt mist spray test, degree of severity 6	IEC 60068-2-52
UL recognized component, in accordance with UL 6703	E343181
CSA certified, in accordance with UL6703 (8 AWG version only)	250725

## Crimping pliers

PV-CZM...



Order No.	Type	Designation	Crimp range		Crimptype		Assembly instruction
			mm <sup>2</sup>	AWG	Open crimp	Barrel crimp	
32.6020-22100	PV-CZM-22100	Crimping pliers incl.	–	12; 10; 8	12 AWG, 10 AWG	8 AWG	MA251
32.6020-23100	PV-CZM-23100	locator and insert	–	14; 12; 10; 8		×	MA251

### Individual parts

32.6021-22100	PV-ES-CZM-22100	Insert	–	12; 10; 8	12 AWG, 10 AWG	8 AWG	MA251
32.6021-23100	PV-ES-CZM-23100	Insert	–	14; 12; 10; 8		×	MA251
32.6055	PV-LOC-B	Locator	–	12; 10; 8	12 AWG, 10 AWG	8 AWG	MA251
32.6074	PV-LOC-D	Locator	–	14; 12; 10; 8		×	MA251



■ Stäubli Units    ○ Agents

# Global presence of the Stäubli Group

[www.staubli.com](http://www.staubli.com)